




**EURO INTERNATIONAL SCHOOL  
SEC-45, GURUGRAM**

**SESSION : 2022-23  
CLASS : 1<sup>ST</sup>**

**SUMMER HOLIDAY  
HOMEWORK**

**STUDENT NAME:**

**ROLL NO.**



**As the holiday have begun,  
It's time for us to have some fun.  
It is time to read some amazing books  
And help our mumma to cook.  
We will make new friends and play lot of games,  
Spend time with them and know their names.  
We will sleep on time and rise with the bright sun.  
As the holidays have begun,  
It's time for us to have some fun.**



Dear Parent,

Finally the much-awaited summer vacation has begun. It is time for relaxation and enjoyment. As it is important to rest & enjoy, it is also important to continue to learn. Strike a balance between work and play and allow your child to grow in the process. Let vacation time be a doorway to self-dependence (small things that a child can do), learning, growth and joy.

We have some interesting Holiday Homework for your child this vacation. You and your child will surely enjoy this learning activity. Relax, enjoy, have loads of fun with your children.


**HAPPY VACATIONS**

	<b>Week1</b>	<b>Week2</b>	<b>Week3</b>	<b>Week4</b>
<b>English</b>	<p><b>“Color Code”</b> Grammar Practice: Do worksheet given on page no. 3 &amp; 4</p>	<p><b>“Little Linguist”</b> Read stories like The Pied Piper, Cinderella etc. Complete the book review given on page no. 8</p>	<p><b>“Face Mask”</b> Make a face mask of your favourite cartoon character. Refer to page no. 11</p>	<p><b>Movie Time</b> Watch and review movie. Refer to page no.15 &amp; Picture composition. Refer to page no. 16</p>
<b>Hindi</b>	<p><b>“Tana Bana”</b> Read stories from Panchtantra, Akbar Birbal etc. Find 10 difficult words and make sentences using them. Refer to page no. 5</p>	<p><b>“Matra Gyan”</b> Do worksheet given on page no. 9</p>	<p><b>“Fun Activity”</b> Learn new words by making creative flash cards. Refer to page no. 11</p>	<p><b>“Chitra gyan”</b> Do worksheet given on page no.17</p>
<b>Maths</b>	<p><b>“Magical Math’s”</b> Count from 1 to 100 and solve the questions. Refer to Page no. 6</p>	<p><b>“Big Vs Small”</b> Concept of bigger and smaller. Refer to page no.10</p>	<p><b>“Number Ninja”</b> Do worksheet given on page no 12,13</p>	<p><b>“Let’s Recall”</b> Do activity given on page no 18.</p>
<b>EVS</b>	<p><b>“Creativity”</b> Make a bird feeder under the supervision of your parent. Refer to page no. 7</p>	<p><b>“Fun Activity”</b> Make a pencil cap of any mode of transport. Refer to page no 11</p>	<p><b>“Science is fun”</b> Perform one experiment on properties of air. Refer to page no 14</p>	<p><b>“EVS Quiz”</b> Do worksheet given on page no 19</p>
<b>Weekend</b>	<p><b>“Leisure time with family”</b> Play games with your family like scrabble, housie, ludo etc. Refer to page no 7.</p>	<p><b>“Father’s Day”</b> Make Father’s Day card and write a message for your Dad. Refer to page no.14</p>	<p><b>“Picnic at Home”</b> With the help of your mother make snacks and do picnic in your own garden or balcony. Refer to page no. 20</p>	<p><b>“Room Cleaning Race”</b> Refer to page no. 20</p>

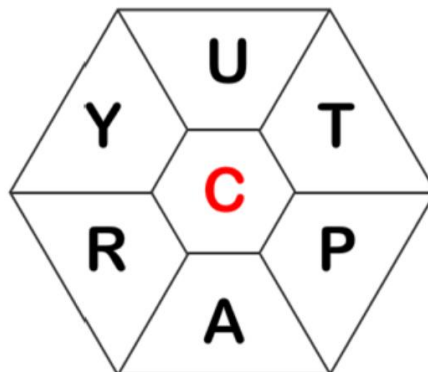
## Color Code

**Q1. Read the nouns on the candy. Use the color code to color the candy.**

**Colour code: person – red, place – blue, animal – green, thing - orange**



**Q2. Make a new word by combining the words in hexagon. Use one alphabet only once.**



1.	2.	3.	4.	5.
6.	7.	8.	9.	10.

**Q3. Read the sentence and draw appropriate picture for the same:**

1. The apple is on the tree.	2. The ball is in the box.
3. The cup is under the table.	4. The bird is flying in the sky.

**Q4. Read the passage:**

Carl is a cat. Carl likes to take walks. Carl likes to play. Carl likes to eat fish. At the end of the day, Carl curls up and sleeps by the fire. You are a good cat, Carl!




**Write T for true and F for false:**

- 1. Carl is a cat.
- 2. Carl likes to eat bugs.
- 3. Carl likes to take walks.
- 4. Carl likes to play.
- 5. Carl sleeps in the car.

“ताना बाना” आओ कहानी पढे –  
10 कठिन शब्द चुनकर उनके वाक्य बनाओ

<http://www.hindikahani.hindi-kavita.com/HK-Panchtantra.php>

<https://hindipath.com/akbar-birbal-ki-kahani/>



शब्द	वाक्य
1	
2	
3	
4	
5	
6	
7	
8	
9	
10	

**Magical Maths**

## 1. Maths Grid

Write the numbers from 1-100 on a A-4 sheet (size 10 by 10 inches) as shown in the figure given below and answer the following questions.

1	2	3	4	5	6	7	8	9	10
11	12	13	14	15	16	17	18	19	20
21	22	23	24	25	26	27	28	29	30
31	32	33	34	35	36	37	38	39	40
41	42	43	44	45	46	47	48	49	50
51	52	53	54	55	56	57	58	59	60
61	62	63	64	65	66	67	68	69	70
71	72	73	74	75	76	77	78	79	80
81	82	83	84	85	86	87	88	89	90
91	92	93	94	95	96	97	98	99	100

**Q1. Colour the box blue, having your age written in it. Now add 10 more, what number did you land on? \_\_\_\_\_**

**Q2. Colour the box red having your birthday number. Now add 5 to it. What number did you land on? \_\_\_\_\_**

**Q3. Colour the box purple having number of people in your family. Now add 1 to it. What number did you land on? \_\_\_\_\_**

**Q4. Colour the box yellow having your shoe size written in it. Add 4 to it. What number did you land on? \_\_\_\_\_**

**Q5. Colour the box green having number of letters in your name. Add 3 to it. What number did you land on? \_\_\_\_\_**

## Creativity


**Make a bird feeder using a bottle.** Put grains in it and observe the birds.

[//www.youtube.com/watch?v=7yv6v6rtpyc](https://www.youtube.com/watch?v=7yv6v6rtpyc)



## Leisure time with Family:

Play some indoor games with your family.



## “Little Linguist”

Read stories like Pinnochio, Cindrella etc. Find 10 difficult words and make sentences.

<https://www.storiestogrowby.org/stories-for-kids/>



## Book Report

Title of the book \_\_\_\_\_

Draw what you likes in the story :



Write about any one character of the story:

---

---

---

---

---

---

---

---

---

मात्रा ज्ञान

1. 'आ' की मात्रा लगाकर शब्द पूरे करो



अ\_ट\_



ग\_न\_



भ\_ष\_



द\_द\_




ख\_न\_



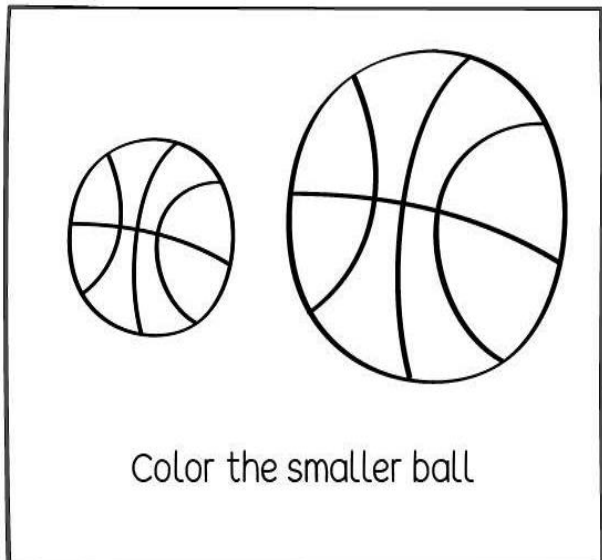





भ\_ल\_

2. चित्र देखकर नाम लिखो

# Big Vs Small

Q1. Read the instructions and complete the worksheet:



## FUN ACTIVITY

- Let's make a pencil cap of a mode of transport. You can use your creative ideas.



- Make a face mask of your favourite cartoon.



### Steps to make mask :

1. Draw a cartoon image large enough to cover your face.
2. Colour, paint or decorate the image. Remember to leave blank areas for eyes.
3. Cut out the image and eye-holes. Then punch two holes on each side of the mask at ear-level. Thread and knot a separate length of string through the holes on either side of the mask to complete.

- मात्रा ज्ञान  
आ, इ, ई उ, ऊ - प्रत्येक मात्रा के दो फ़्लैश कार्ड बनाएं।




# Number Ninja

Q1. Arrange the numbers in ascending order:-


Remember: Ascending order means from the smallest to the biggest!

Arrange the numbers in **Ascending Order**:


1. 23, 4, 15




2. 30, 12, 9








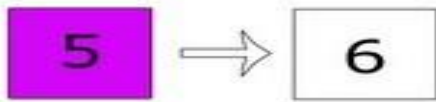
3. 17, 19, 18



4. 5, 25, 15



Q2. Write the number that comes after or before (Time duration: 25 minutes)


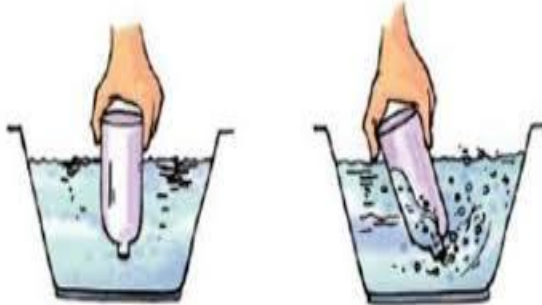


Q3. Finish the number bonds for each pot of gold.


# “Science is fun”

Perform one experiment on properties of air.

<https://www.youtube.com/watch?v=wLBqhFGeFQw>



## Father's Day (with parent's assistance)

Father's Day is on the third Sunday of June (19th June,2022). Make him feel special in every small way.

Be a master chef for your dad. Put on your chef's cap and make something delicious to pamper your father on this father's day, like “Yummy, healthy Roohafza Shake.” Click photographs/selfies while preparing the shake and paste on an A4 sheet. You can take help from the given link (<https://www.youtube.com/watch?v=HAGYA0klmqY>)

### What you'll need

1. Roohafza
2. Milk – 1 glass
3. Crushed ice

### **Method :**

1. Take a glass of milk.
2. Add two spoons of Roohafza.
3. Add crushed ice and stir it well.

Your yummy shake is ready to be served.



# Movie Time

Watch a movie of your choice from the links given below and reflect on it through the movie review graphic organizer given.

<https://www.youtube.com/watch?v=aOrRPiAwWhQ> Sammy's Adventure

<https://www.youtube.com/watch?v=vRoqqjRrehk> Big Hero 6

<https://www.youtube.com/watch?v=6ehUfHJFNHo> Moana



## My Movie Review

Movie Title:	
Main Characters:	
Movie Rating:	☆☆☆☆☆

Liked

I disliked

My favourite part is:



---

---

---

## Picture Composition

- Read the comprehension given below and answer the following questions by marking ( ✓ ) or ( ✗ )

Name : _____		
<h3>Reading Comprehension</h3>		
Read the story. Put a <input checked="" type="checkbox"/> mark in the correct sentence and an <input type="checkbox"/> mark in the incorrect sentence.		
<p>I have a friend. Her name is Irene. She has a ribbon. She is going to give it to her mom.</p>		
I have a friend.		<input type="checkbox"/>
Her name is Ellen.		<input type="checkbox"/>
Her name is Irene.		<input type="checkbox"/>
She has a card.		<input type="checkbox"/>
She has a ribbon.		<input type="checkbox"/>
He is going to give it to his mom.		<input type="checkbox"/>
She is going to give it to her mom.		<input type="checkbox"/>

# चित्र ज्ञान

नीचे दिए गए चित्र में से किन्हीं दस चीजों के नाम लिखिए



1. \_\_\_\_\_

2. \_\_\_\_\_

3. \_\_\_\_\_

4. \_\_\_\_\_

5. \_\_\_\_\_

6. \_\_\_\_\_

7. \_\_\_\_\_

8. \_\_\_\_\_

9. \_\_\_\_\_

10. \_\_\_\_\_

## Let's Recall

- Record the birthdays of your family members through a graphic organizer. The birthdays should be in ascending order of age (youngest member of the family to the eldest member of the family) you can also paste pictures of your family members.

Member name	Relation	Date of birth	Age	Photograph




## **EVS Quiz**


Q1. Solve the body parts crossword:


**Across**


1. a \_ \_ 


3. f \_ \_ t 

4. h \_ i \_ 


7. e \_ \_ s 


8. h \_ \_ d 


10. e \_ r \_ 





**Down**

2. m \_ \_ t \_ 

3. f \_ \_ g \_ r 

5. t \_ \_ th 

6. h \_ \_ d 

9. n \_ s \_ 

**Picnic Time**

Prepare snacks with the help of your mother.

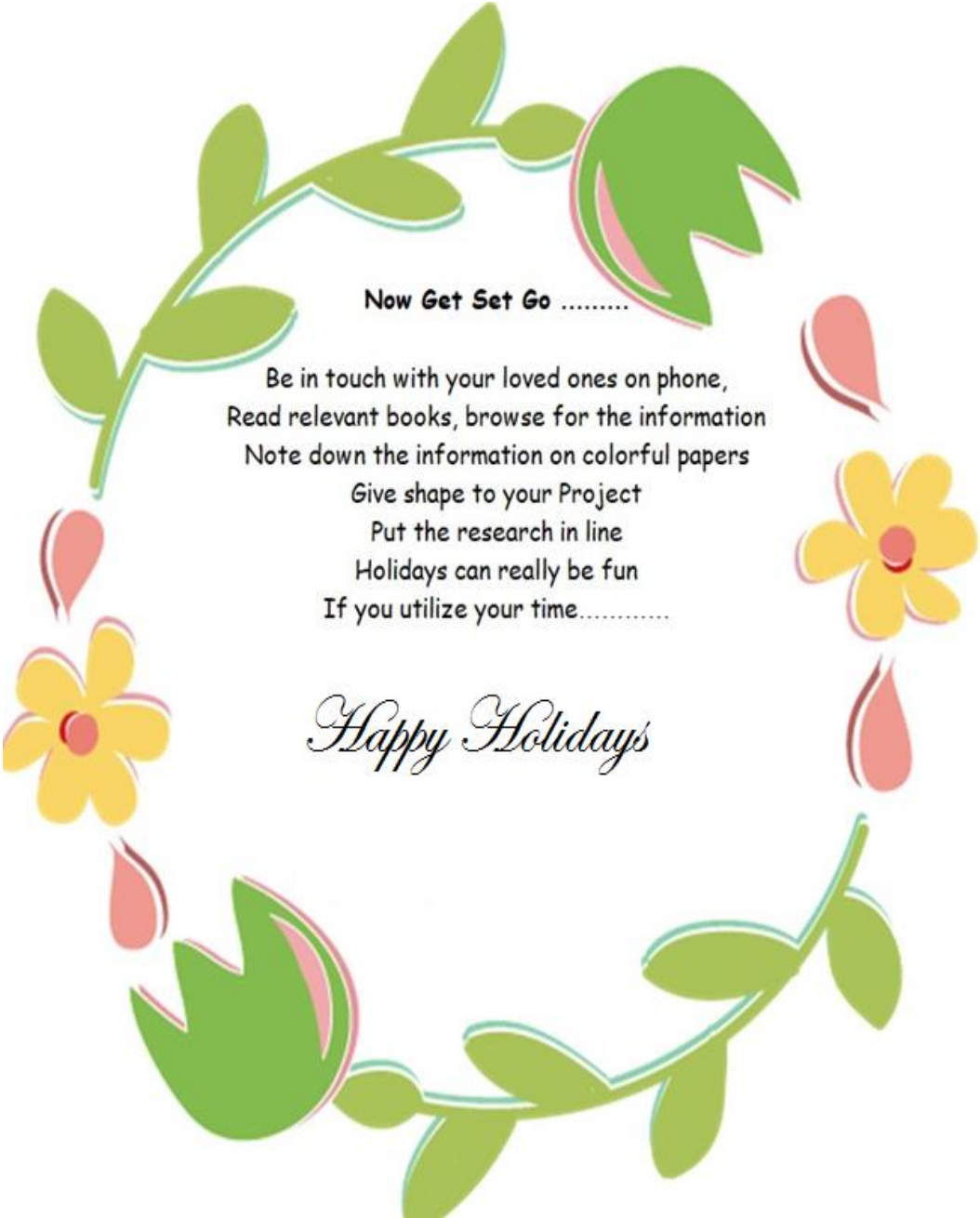
Have a feast in your balcony or garden.



## Room Cleaning Race



Get yourself a timer, sit back and let the kids do all the work. Can they put all the cushions back on the couch in 30 seconds? Can all the blue toys on the floor be found in one minute? Can all the shoes lying around the house make it back to the shoe rack in 2 minutes? Can all the clothes on the bed be folded in 10 minutes? The sound of the timer going off will galvanize your kids into action. Remember to have a reward ready for all the hard labour.



**Now Get Set Go .....**

Be in touch with your loved ones on phone,  
Read relevant books, browse for the information  
Note down the information on colorful papers  
Give shape to your Project  
Put the research in line  
Holidays can really be fun  
If you utilize your time.....

*Happy Holidays*