



Dear Parents,


It is summer vacation, a time to relax as well as to fruitfully occupy the children in various scholastic and co - scholastic areas. Kindly motivate and lend support to your children and ensure that they complete the work well in time and to the best of their ability. Your encouragement can actually make a huge difference to the learning outcomes of these projects.

Dear Children,

We are sure that all of you must be enjoying your holidays. We wish that you enjoy every minute of this long break with your family and friends. We are giving you a variety of fun-filled activities and worksheets which you can do during the noon time. Do them neatly and submit the worksheets to your teachers after the vacation.

We wish you a fun filled summer break full of activities

General instructions:-

- 1) Attempt your work neatly.
 - 2) Read the instructions carefully whenever you are attempting any project work. Do practice of cursive writing (1 page daily) during holidays.
- 



Subject :- English

- * Write difficult words of ch (1 to 4).
- * Write 1 one of writing in english notebook. (Dialy)
- * Learn Question Answers of ch (1 to 4).

Do work sheet :-

A Look at the picture. Fill in the blanks with correct prepositions from the box.

at on in near behind under



1. The cat is _____ the table.
2. The mouse is _____ the table.
3. There is a bowl _____ the table.
4. The mouse _____ the bowl.
5. There is cheese _____ the bowl.
6. The dog is _____ the door.
7. The dog is hiding _____ the door.




विषय :- हिंदी

- * बारह खड़ी याद करो व लिखो ।
- * (आ ,इ ,ई ,उ ,ऊ) की मात्रा के 10 - 10 शब्द लिखो ।
- * प्रतिदिन एक पेज सुलेख लिखो ।
- * हिंदी व्याकरण के 1,2,3 पाठ के पृशन याद करो ।

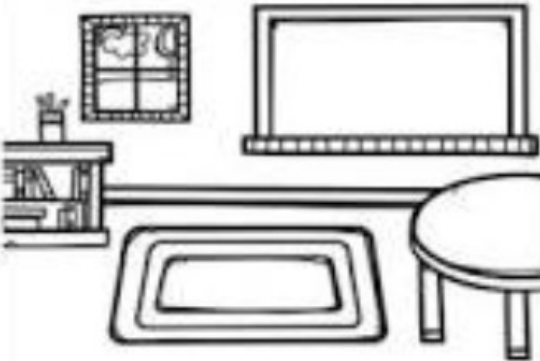




Subject :- Maths

- 
- * Write tables of 2 to 5 in notebook { 3 times}.
 - * Do {100 to 1} backward counting { 2 times}.
 - * Do {101 to 300} counting {2 times}
 - * Do worksheet :-

Inside or Outside?

Directions: Cut and paste the pictures under the correct scene.

	
<div></div>	<div></div>
<div></div>	<div></div>



Top or Bottom?

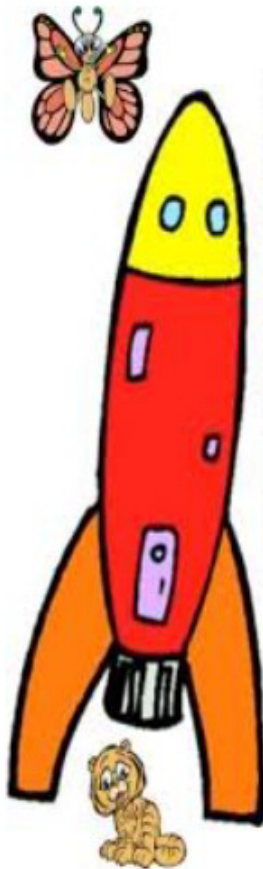
Directions: Look at the animals below. Where are they? At the TOP or the BOTTOM?



is at the _____ of the rocket.



is at the _____ of the rocket.




is at the
_____ of the tree.



is at the
_____ of the tree.



© www.HaveFunTeaching.com



Add two 2-digit numbers in columns, no regrouping

Grade 1 Addition Worksheet

Find the sum.

$$\begin{array}{r} 1) \quad 14 \\ + 21 \\ \hline \end{array}$$

$$\begin{array}{r} 2) \quad 28 \\ + 60 \\ \hline \end{array}$$

$$\begin{array}{r} 3) \quad 22 \\ + 71 \\ \hline \end{array}$$

$$\begin{array}{r} 4) \quad 31 \\ + 16 \\ \hline \end{array}$$

$$\begin{array}{r} 5) \quad 79 \\ + 10 \\ \hline \end{array}$$

$$\begin{array}{r} 6) \quad 72 \\ + 3 \\ \hline \end{array}$$

$$\begin{array}{r} 7) \quad 1 \\ + 13 \\ \hline \end{array}$$

$$\begin{array}{r} 8) \quad 87 \\ + 11 \\ \hline \end{array}$$

$$\begin{array}{r} 9) \quad 16 \\ + 60 \\ \hline \end{array}$$

$$\begin{array}{r} 10) \quad 8 \\ + 60 \\ \hline \end{array}$$

$$\begin{array}{r} 11) \quad 12 \\ + 66 \\ \hline \end{array}$$

$$\begin{array}{r} 12) \quad 48 \\ + 30 \\ \hline \end{array}$$

$$\begin{array}{r} 13) \quad 11 \\ + 67 \\ \hline \end{array}$$

$$\begin{array}{r} 14) \quad 9 \\ + 80 \\ \hline \end{array}$$


$$\begin{array}{r} 15) \quad 15 \\ + 73 \\ \hline \end{array}$$

$$\begin{array}{r} 16) \quad 60 \\ + 14 \\ \hline \end{array}$$

$$\begin{array}{r} 17) \quad 48 \\ + 50 \\ \hline \end{array}$$

$$\begin{array}{r} 18) \quad 46 \\ + 32 \\ \hline \end{array}$$

$$\begin{array}{r} 19) \quad 54 \\ + 12 \\ \hline \end{array}$$

$$\begin{array}{r} 20) \quad 73 \\ + 13 \\ \hline \end{array}$$




Subject :- E.V.S

* Write and draw sense organ on
A - 4 size.

* Learn Question and answer
{ Ch.1 to 5 }



* Draw and colour traffic light on
A - 4 size sheet.


* Draw family tree on chart.

* Do worksheet :-

Body Parts

Name Score

Label the picture



he

ha

h

m

a

e

c

c

b

l

f

f

e

n

t

t

n

s

k

t

* Colour in pkka house and draw and colour katcha house in A - 4 size sheet.



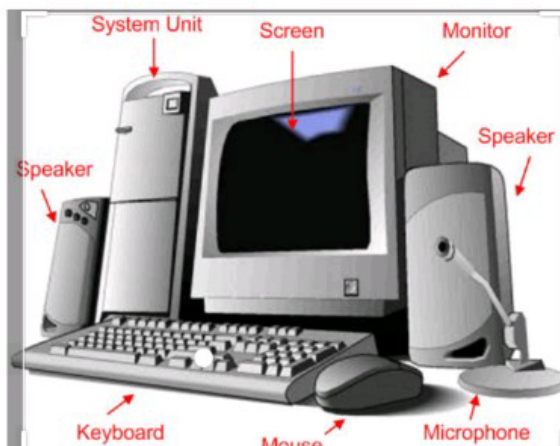
h

Subject- G.k

- * Draw family tree on chart with the picture of your family.
- * Write about yourself in your notebook.
- * Write the name of flowers in your notebook.
- * Write the name of national symbol on A - 4 Size sheet.

Holiday homework

Subject- Computer




- * Learn the parts of computer 🖱️ and do it on A - 4 Size sheet with picture.
- * Write natural things and man made things with example in your computer notebook.
- * Write uses of computer on chart.

Subject :- Drawing



Colour in the picture .



Enjoy your
summer
vacation

