



HOLIDAY HOME-WORK

Class - 2nd

All Subjects

HINDI

1. Read lesson -1 to lesson -6 (पाठ – 1 से पाठ – 6 पढ़ों।)
2. Learn and write word meaning and Que/Ans. Of chp. 1to 6
(पाठ – 1 से पाठ – 6 तक शब्दार्थ और प्रश्न – उत्तर लिखो व याद करें।)

हिंदी व्याकरण

1. Read chapter 1 To 4 (पाठ – 1 से पाठ – 4 पढ़ों।)
2. Learn and write Que./Ans. Chapter 1 To 4
(पाठ – 1 से पाठ – 4 प्रश्न – उत्तर लिखों व याद करें।)

COMPUTER

1. Draw computer and its parts and colour it
2. learn and write Que/Ans

G.K

1. Learn and write my self ,good habits,birds name,Domestic and wild animals name ,days of week, months name,colours names, parts of body and que,ans.

ENGLISH

1. Read chapter 1 To 5(Reading Comprehension)
2. Learn and write word meaning and Que/Ans. Chapter 1 To 5
3. Read English independient reading complete.

Short Vowels

1. Tick the correct word with the short vowel sound for each.

a.



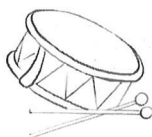
i. dill

ii. doll

iii. dall

iv. dull

b.



i. drum

ii. drim

iii. drem

iv. dram

c.



i. ilf

ii. ulf

iii. alf

iv. elf

d.



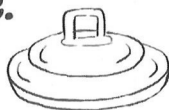
i. dan

ii. din

iii. den

iv. dun

e.




i. lid

ii. led

iii. lad

iv. lud

f.



i. tug

ii. tag

iii. teg

iv. tig

3. State the reason for the following.

a. The children couldn't play on the road because

.....
.....
.....
.....

b. Winter continued in the giant's garden for a long time
because

.....
.....
.....
.....

c. The children ran away on seeing the giant because

.....
.....
.....

d. Everyone ran out except one child, because














.....
.....
.....
.....

Revision and Practice I

1. Circle the vowels from the alphabet given below.

A B C D E F G H I J
K L M N O P Q R S
T U V W X Y Z

2. Pick the vowels from the given words. Write them in the clouds.

- a. brother     
- b. table     
- c. cauliflower     
- d. mangoes     
- e. elephant     
- f. umbrella     
- g. raincoat     
- h. mountains     

Proper Nouns

1. Circle the proper nouns among the given words.

mall

Monday

car

teacher

police

doctor

tailor

John

orange

egg

Saturday

pencil

table

Peter

shoe

nest

farmer

fire

Goa

lollipop

game

garden

party

Sam

hand

Ganga

boy

hen

toy

black

bed

Kolkata

palace

horse

country

Spain

Harry

pink

school

lion

2. Colour the bubbles with the proper nouns.

animals

elephant

Japan

National
Park

principal

Sunday

Rajasthan

Peppa Pig

China

Times
of India

Kerela

Bank of
Baroda

family

Tom

window

toy

sun

grass

St. John's
School

snow

tree

football

game

Rohan

carnival



Revision and Practice

1. Tick the blends in the underlined words.

a. There is a lotus in the pond.

- i. po ii. on iii. nd

b. Can you help me with my homework?

- i. he ii. lp iii. el

c. My mother adds some mint to the salad.

- i. nt ii. mi iii. in

d. There was a big grin on his face.

- i. gr ii. in iii. ri

e. The crow sat on a tree.

- i. ow ii. cr iii. ro

f. The red shirt is made of silk.

- i. si ii. lk iii. il

g. Uncle John loves to play golf.

- i. go ii. ol iii. lf

h. We saw a crab at the beach.

- i. cr ii. ab iii. ra

2. Complete the words with br, tr, cr, dr, gr, fr or pr.

a.



.....
..... ee
.....

b.



.....
..... ab
.....

c.



.....
..... um
.....

d.



.....
..... ayon
.....

e.




.....
..... apes
.....

f.



.....
..... ess
.....

g.





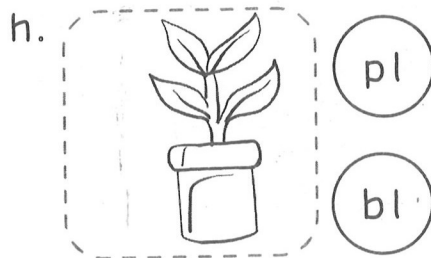



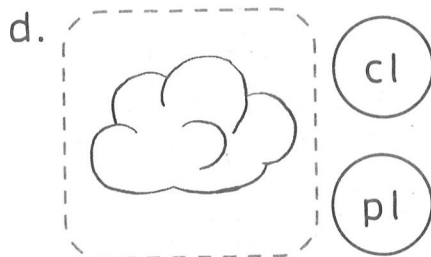
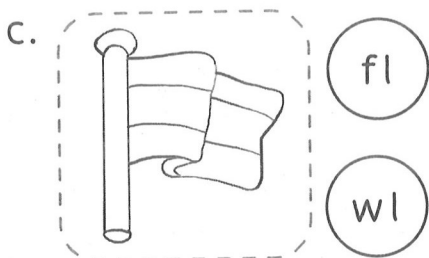
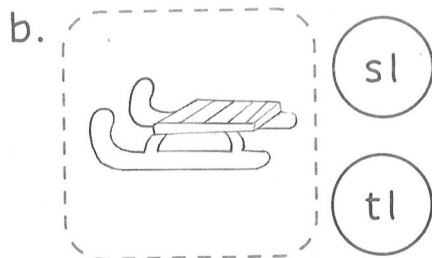
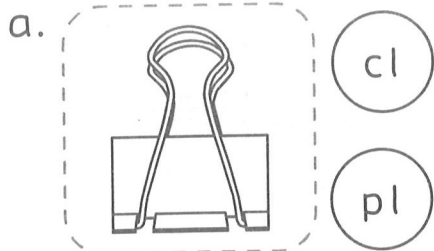
.....
..... ead
.....

h.



.....
..... og
.....

3. Say the name of the picture. Tick the correct sound.



4. Complete the words with the correct blends and match them.

a.




.....
clothes
.....

b.




.....
..... y
.....

c.



.....
..... anket
.....

d.



.....
..... ower
.....

e.



.....
..... ant
.....

f.



.....
..... ag
.....

Picture Comprehension

1. Look at the picture. Circle the names of things you see in the picture.



butterfly | basket | truck | bread | apple | dog
picnic mat | road | kite | watermelon | flower | cap


Use the circled words to fill in the blanks.

- a. The boy is eating a slice of
- b. The food is kept in the picnic
- c. The girl is plucking an from the tree.
- d. The boy is chasing the

e. The family is sitting on a

.....
.....
.....

2. Look at the picture. Answer the following questions.



a. What do the children have around their waist?

- i. hula hoops
- ii. swimming rings
- iii. towels
- iv. jackets

b. Where is the flag?

- i. on the top of a hill
- ii. near the seashore
- iii. on the top of the sand castle
- iv. near the coconut tree

c. How many children are there in the water?

- i. two
- ii. four
- iii. three
- iv. five

Maths

Holiday Homework

Worksheet

Observe the numbers and write the place values as directed. One has been done for you.

1)

Th	H	T	O
●	●	●	●
●	●	●	●
	●	●	

hundreds place =

2)

Th	H	T	O
●	●	●	●
●	●	●	●
●	●	●	●
		●	●

ones place =

3)

Th	H	T	O
●	●	●	●
●	●		●
●	●		
●			

tens place =

4)

Th	H	T	O
●		●	●
●		●	●
●		●	●
●			●
●			●

thousands place =

Time: minutes

Teacher's signature:

Worksheet

Complete the following tables. One has been done for you.

1)
ones - 3
tens - 8
hundreds - 1
thousands - 1



Th	H	T	O
1	1	8	3

2)
ones - 2
tens - 5
thousands - 1
hundreds - 3



Th	H	T	O

3)
ones - 7
hundreds - 6
thousands - 3
tens - 1



Th	H	T	O

4)
tens - 8
ones - 4
hundreds - 5
thousands - 6



Th	H	T	O

5)
ones - 7
hundreds - 5
thousands - 7
tens - 9



Th	H	T	O

6)
tens - 3
hundreds - 1
ones - 0
thousands - 8



Th	H	T	O

Time: minutes

Teacher's signature:

Worksheet

Observe the expanded forms in Column A and circle the correct numbers in Column B. One has been done for you.

Column A

Column B

1) 3 hundreds + 4 tens + 2 ones

432

 342

423

2) 1 thousand + 8 hundreds + 4 ones

8401

1840

1804

3) 3 thousands + 2 tens + 3 ones

3230

3302

3023

4) 5 thousands + 1 hundred + 7 tens + 5 ones

5175

5715

5571

5) 6 thousands + 3 hundreds + 2 tens

6032

6302

6320

6) 7 thousands + 4 hundreds + 6 tens + 8 ones

7486

7648

7468

7) 8 thousands + 9 tens + 3 ones

893

8093

8930

8) 9 thousands + 7 hundreds + 6 tens

9706

9607

9760

Time: minutes

Teacher's signature:

Worksheet

Count the given objects. Write E, if they are even in number and write O, if they are odd. One has been done for you.

1)




E


2)



3)




4)



5)



6)

Time: minutes

Teacher's signature:

Worksheet

Compare the given numbers using $<$, $>$ or $=$. One has been done for you.

1)	1267	$<$	1276
----	------	-----	------

2)	1764		1756
----	------	--	------

3)	2090		3201
----	------	--	------

4)	3654		3564
----	------	--	------

5)	4561		4651
----	------	--	------

6)	6909		6990
----	------	--	------

7)	7897		7898
----	------	--	------

8)	7260		7206
----	------	--	------

9)	8729		8987
----	------	--	------

10)	8109		8909
-----	------	--	------

11)	9090		9009
-----	------	--	------

12)	9529		9259
-----	------	--	------

Time: minutes

Teacher's signature:

Worksheet

Arrange the following numbers in ascending order. One has been done for you.

- | | | |
|----------------------------|---|--------------------|
| 1) 762, 209, 891, 672 | → | 209, 672, 762, 891 |
| 2) 894, 290, 901, 209 | → | |
| 3) 1894, 679, 570, 1009 | → | |
| 4) 304, 1043, 403, 1430 | → | |
| 5) 2608, 2086, 2068, 2860 | → | |
| 6) 3013, 3130, 3031, 1310 | → | |
| 7) 5238, 2942, 7292, 9282 | → | |
| 8) 6742, 6432, 6910, 6623 | → | |
| 9) 7321, 8432, 5213, 6454 | → | |
| 10) 6784, 9432, 6734, 8276 | → | |

Time: minutes

Teacher's signature:

Worksheet

Arrange the following numbers in descending order. One has been done for you.

1) 453, 792, 589, 987



987, 792, 589, 453

2) 873, 693, 909, 294



3) 1094, 2309, 503, 305



4) 3092, 5839, 7392, 5930



5) 5930, 7924, 2827, 5839



6) 6749, 6947, 6429, 6497



7) 7493, 7934, 7943, 7349



8) 7456, 732, 8732, 5782



9) 8542, 4743, 6246, 1763



10) 9639, 7263, 9000, 9100

Time: minutes

Teacher's signature:

Worksheet

Circle the greatest number and underline the smallest number in each set. One has been done for you.

1)	<u>2638</u>	8482	8294	8496
2)	3582	7539	7552	3658
3)	3896	5792	9356	4834
4)	4872	2892	1098	7365
5)	5395	3957	7395	3857
6)	6922	5907	2829	8393
7)	7902	7392	8739	8466
8)	8393	8473	8392	8082
9)	9373	9376	9875	9634
10)	9638	9764	9276	9472

Time: minutes

Teacher's signature:

Worksheet

Add the following. One has been done for you.

1)

$$\begin{array}{r} 47 \\ + 21 \\ \hline \boxed{6} \boxed{8} \end{array}$$

6)

$$\begin{array}{r} 58 \\ + 40 \\ \hline \boxed{} \boxed{} \end{array}$$

2)

$$\begin{array}{r} 64 \\ + 34 \\ \hline \boxed{} \boxed{} \end{array}$$

7)

$$\begin{array}{r} 827 \\ + 72 \\ \hline \boxed{} \boxed{} \boxed{} \end{array}$$

3)

$$\begin{array}{r} 153 \\ + 35 \\ \hline \boxed{} \boxed{} \boxed{} \end{array}$$

8)

$$\begin{array}{r} 268 \\ + 30 \\ \hline \boxed{} \boxed{} \boxed{} \end{array}$$

4)

$$\begin{array}{r} 326 \\ + 151 \\ \hline \boxed{} \boxed{} \boxed{} \end{array}$$

9)

$$\begin{array}{r} 456 \\ + 221 \\ \hline \boxed{} \boxed{} \boxed{} \end{array}$$

5)

$$\begin{array}{r} 527 \\ + 301 \\ \hline \boxed{} \boxed{} \boxed{} \end{array}$$

10)

$$\begin{array}{r} 647 \\ + 131 \\ \hline \boxed{} \boxed{} \boxed{} \end{array}$$

Time: minutes

Teacher's signature:

Worksheet

Add the following. One has been done for you.

1)

$$\begin{array}{r} \boxed{1} \\ 1 \ 5 \\ + \quad 7 \\ \hline \boxed{2} \ \boxed{2} \end{array}$$

2)

$$\begin{array}{r} \square \\ 3 \ 7 \\ + \quad 5 \\ \hline \square \ \square \end{array}$$

3)

$$\begin{array}{r} \square \\ 5 \ 8 \\ + \quad 4 \\ \hline \square \ \square \end{array}$$

4)

$$\begin{array}{r} \square \\ 7 \ 1 \\ + \quad 9 \\ \hline \square \ \square \end{array}$$

5)

$$\begin{array}{r} \square \\ 2 \ 6 \\ + \quad 8 \\ \hline \square \ \square \end{array}$$

6)

$$\begin{array}{r} \square \\ 4 \ 4 \\ + \quad 7 \\ \hline \square \ \square \end{array}$$

7)

$$\begin{array}{r} \square \\ 6 \ 3 \\ + \quad 8 \\ \hline \square \ \square \end{array}$$

8)

$$\begin{array}{r} \square \\ 8 \ 5 \\ + \quad 6 \\ \hline \square \ \square \end{array}$$

Time: minutes

Teacher's signature: