
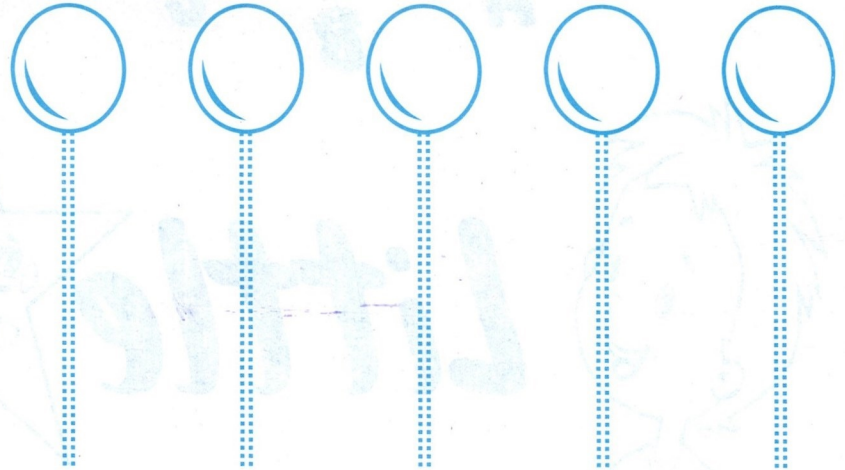


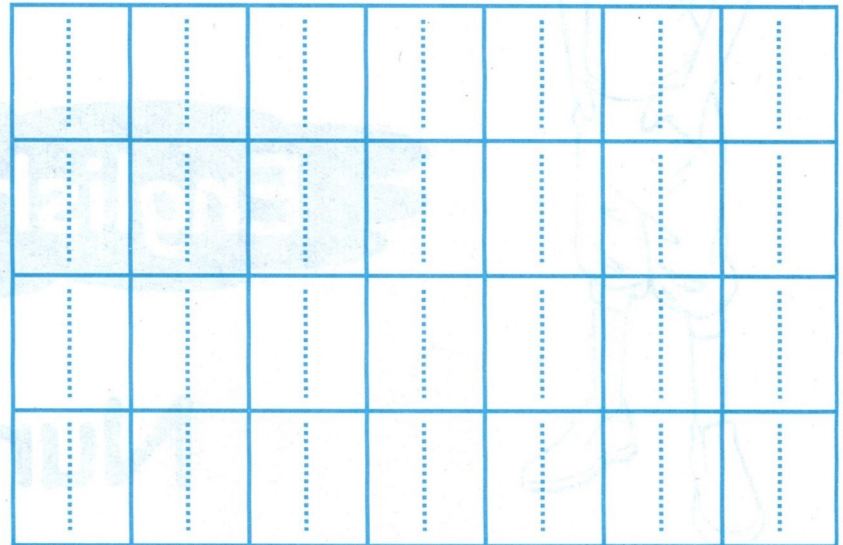
Join the animals to their young ones
by tracing the standing lines.



Trace the dotted lines.




Trace the dotted lines.


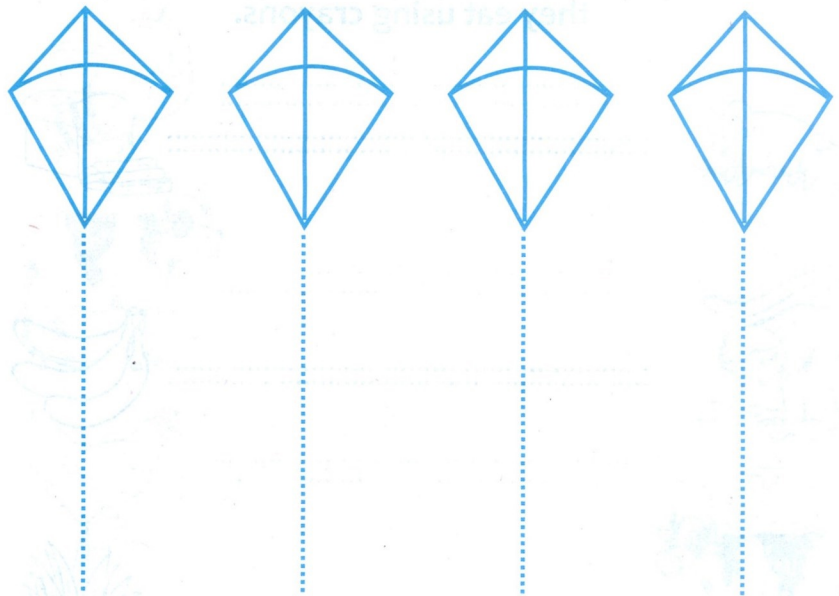


ENGLISH NURSERY


Trace the dotted lines.



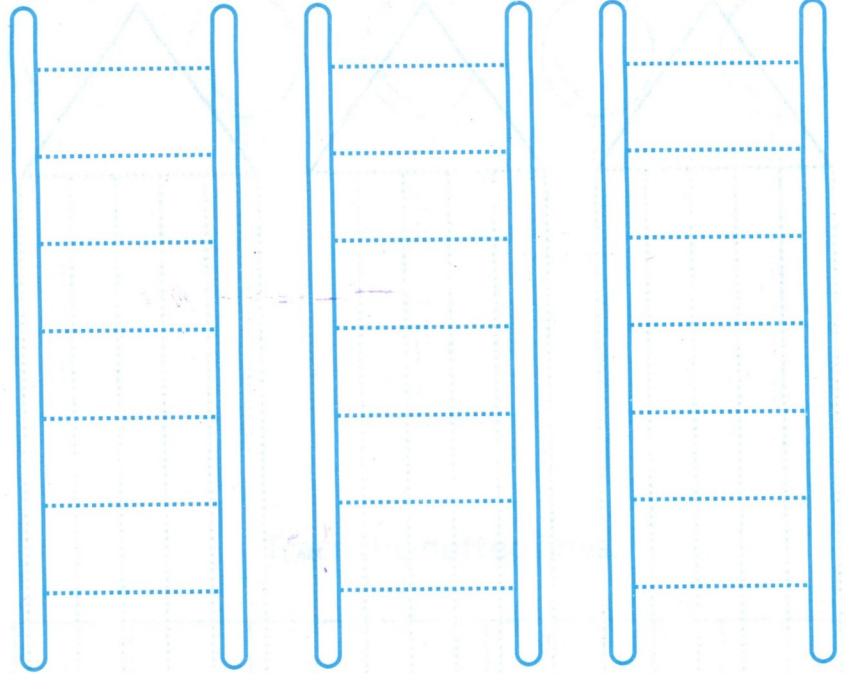
Trace the dotted lines.




Join the animals to the foods they eat using crayons.




Trace the dotted lines.



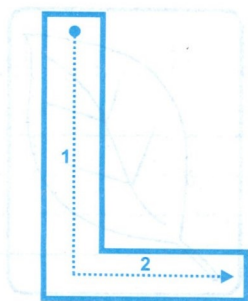
Trace the dotted lines.




ENGLISH NURSERY-



CIRCLE 'L'



L says 'ल'




LION




LOCK



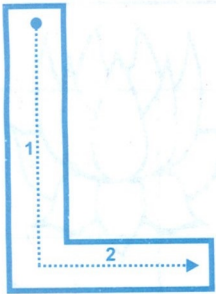
LEAF



LOTUS



ENGLISH NURSERY



L says 'ल'




LOCK




LION









CIRCLE 'L'



LEAF







LOTUS





MATH NURSERY-

Trace the sleeping lines





●.....	●.....	●.....	●.....	●.....
●.....	●.....	●.....	●.....	●.....
●.....	●.....	●.....	●.....	●.....
●.....	●.....	●.....	●.....	●.....

Trace the sleeping lines


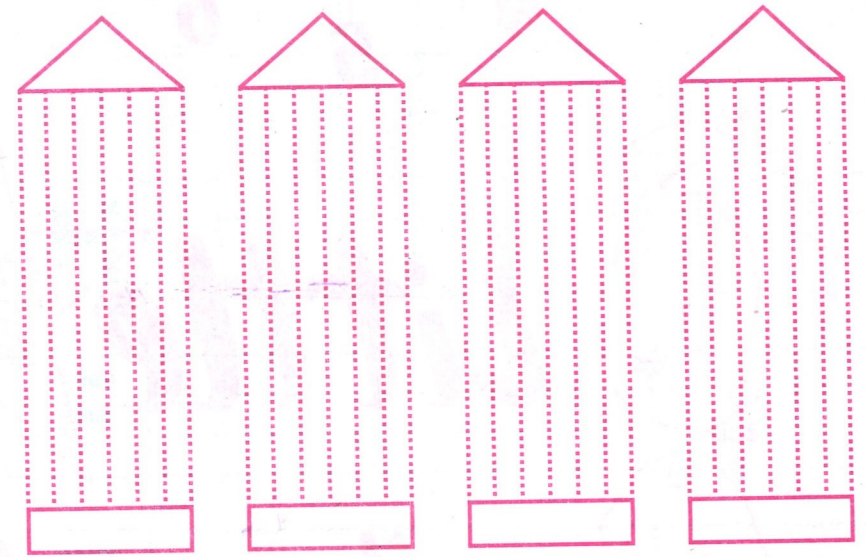


●.....	●.....	●.....	●.....	●.....
●.....	●.....	●.....	●.....	●.....
●.....	●.....	●.....	●.....	●.....
●.....	●.....	●.....	●.....	●.....

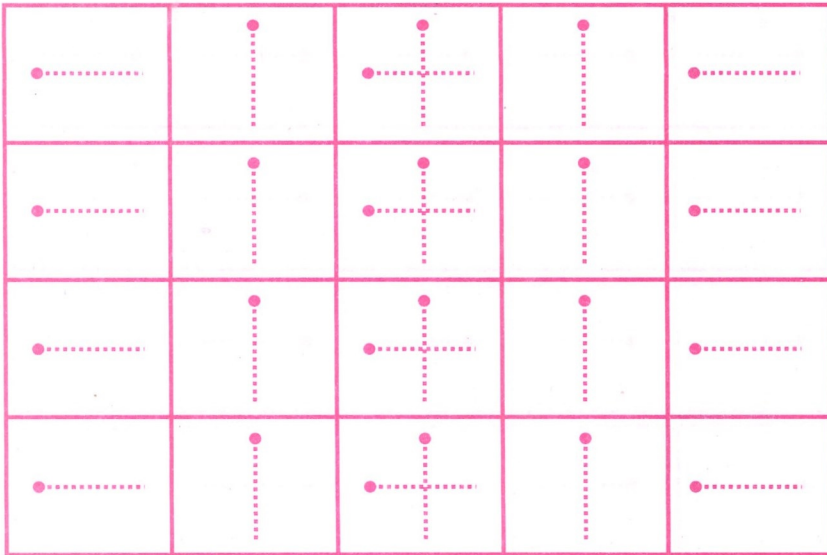
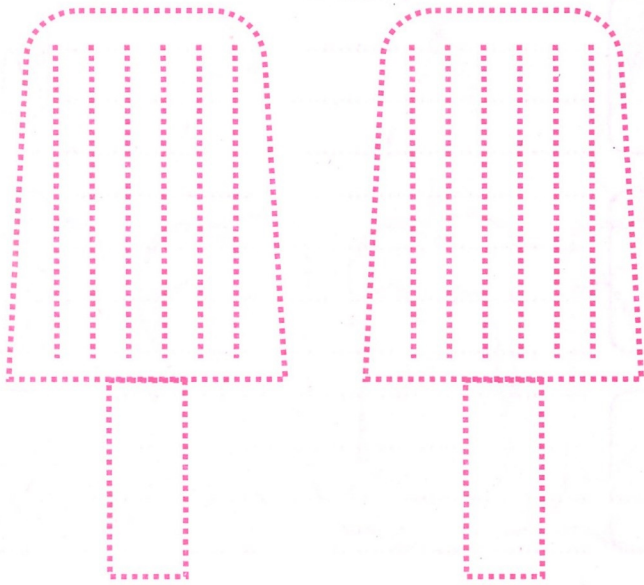
Trace the dotted lines and colours



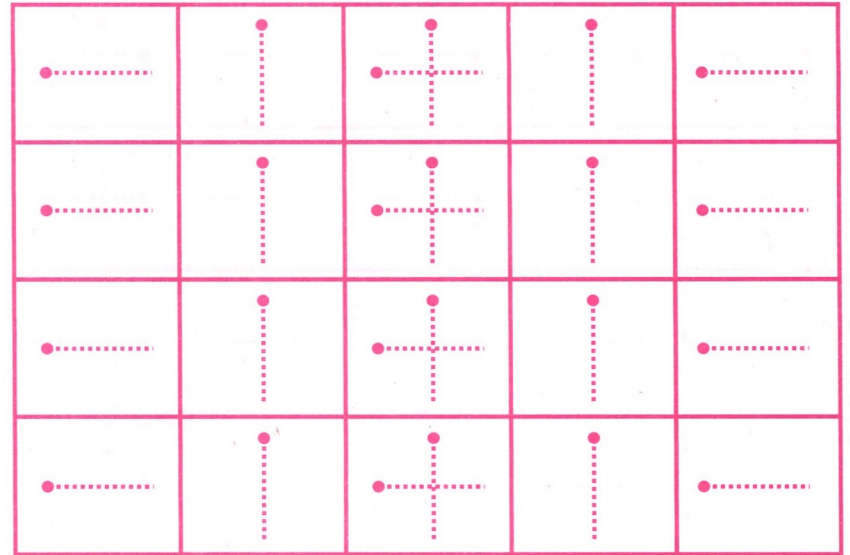

Trace the dotted lines and colours



Trace the patterns and colours



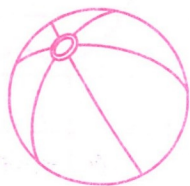



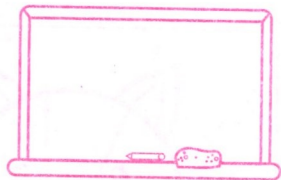


Trace the patterns and colours




MATH NURSERY.

Match the correct shapes to the object






Trace over the dotted lines and colour them



MATH NURSERY-I-7




What is Missing?

Draw the missing parts and colour the pictures.




What is Missing?


Draw the missing parts and colour the pictures.



MATH NURSERY-I-10

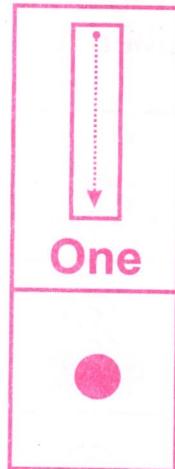



A box divided into two sections. The top section shows a vertical dashed line with a downward arrow and the word "One" below it. The bottom section shows a hand with the index finger pointing up.




Trace 1 and colour

Colour 1 circle




A box divided into two sections. The top section shows a vertical dashed line with a downward arrow and the word "One" below it. The bottom section shows a solid black circle.



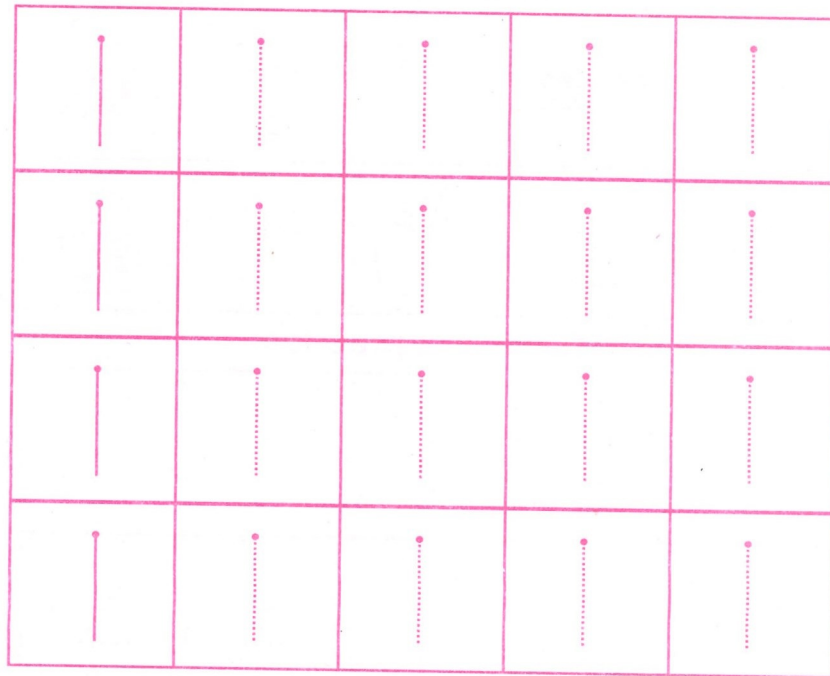
Pull down once, then you are done,
that's the way to make a 1



Trace the number 1

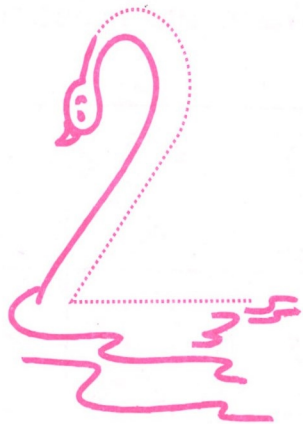


Trace the number 1




2

Two





Trace 2 and colour

Colour 2 circles



2

Two



Around the bend and straight to you
that's the way you make a 2



Trace the number 2


2	2	2	2	2
2	2	2	2	2

Trace the number 2

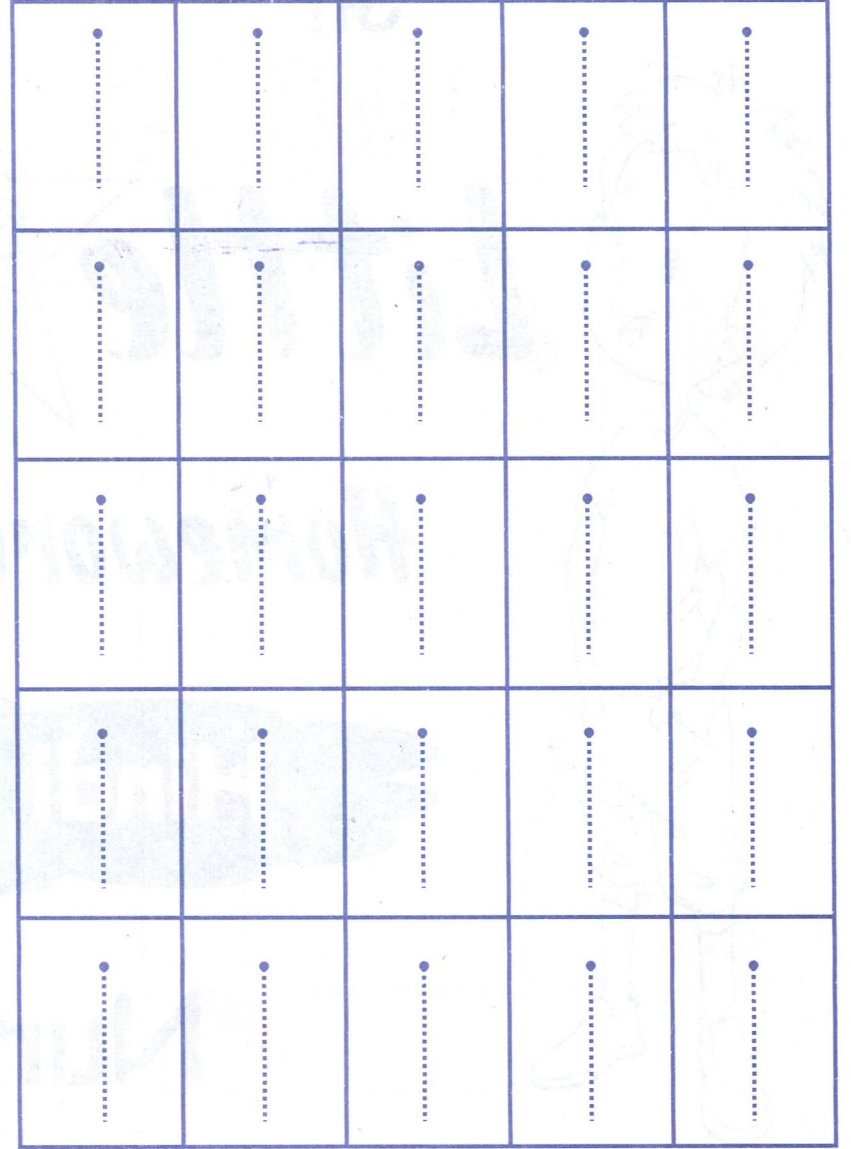
2	2	2	2	2
2	2	2	2	2
2	2	2	2	2
2	2	2	2	2

HINDI NURSERY

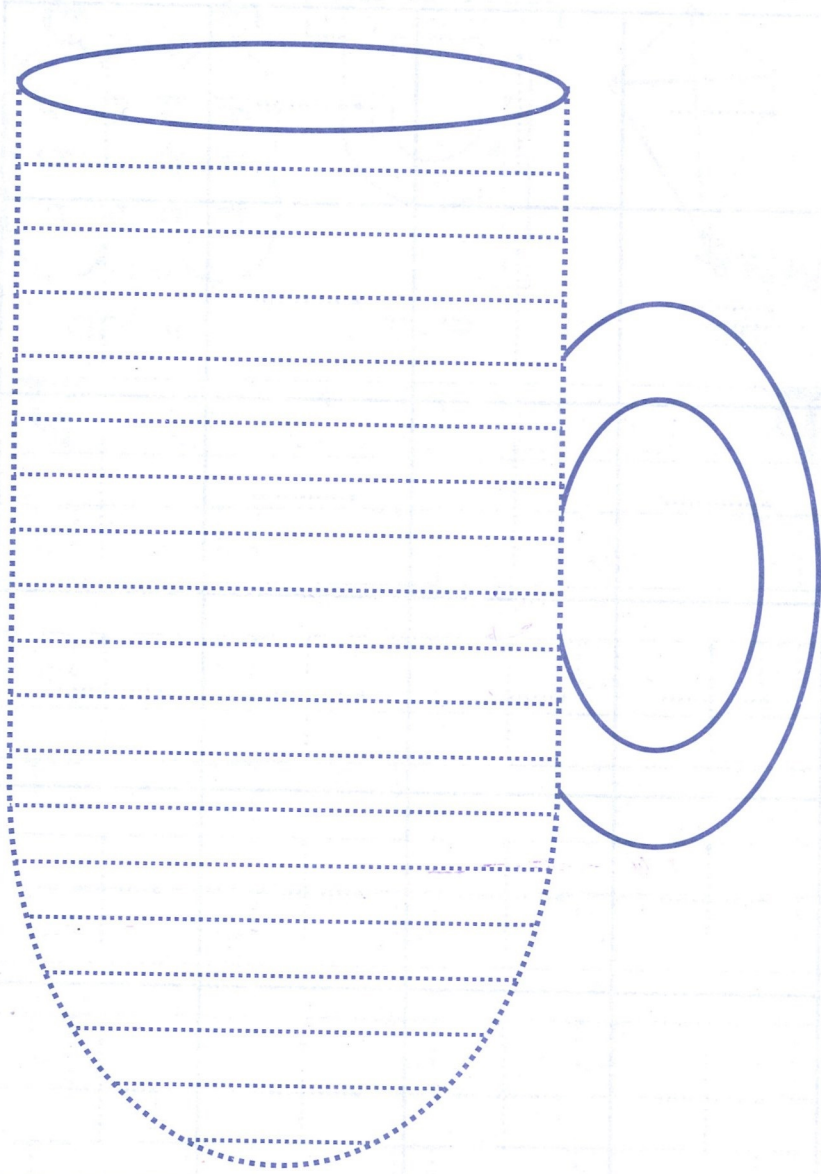
रेखाओं को जोड़ो और रंग भरो।




रेखाओं को जोड़ो और रंग भरो।



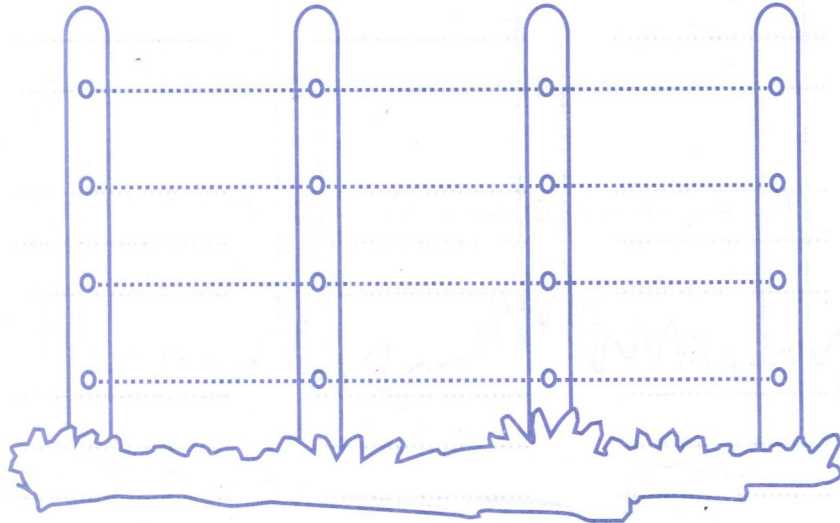
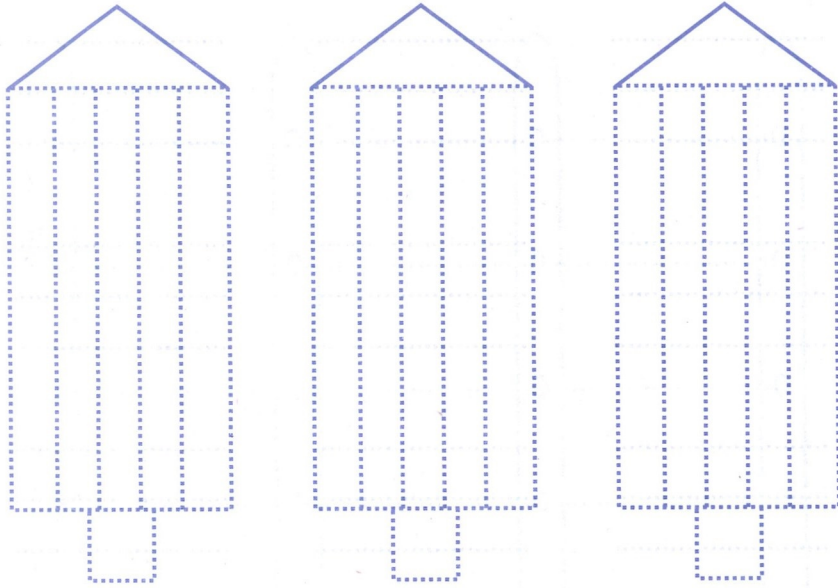
रेखाओं को जोड़ो और रंग भरो।



रेखाओं को जोड़ो और रंग भरो।



रेखाओं को जोड़ो और रंग भरो।



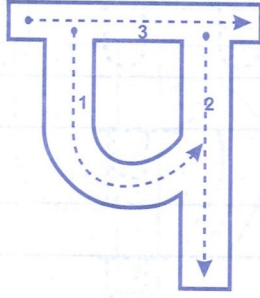
रेखाओं का अभ्यास

—		—	
—		—	
—		—	
+	+	+	+
+	+	+	+
+	+	+	+

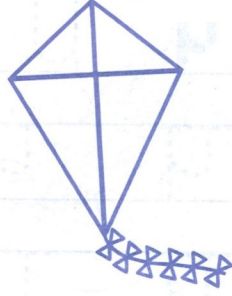
प से पतंग उड़ती जाए। आकाश की सैर कराए।।



खोजें 'प'



प - 'P'

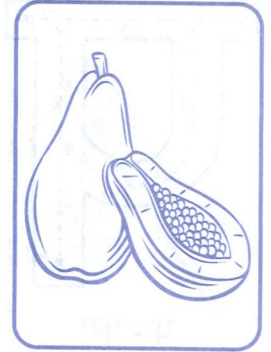
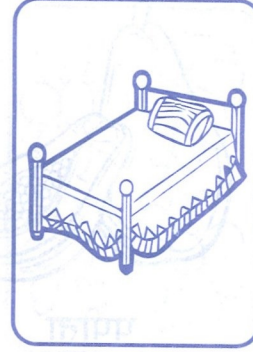


पतंग

पालना

पलंग

पपीता



प प प प प प प

प प प प प प प

प प प प प प प

प प प प प प प

प प प प प प प

प प प प प प प

प प प प प प प

प प प प प प प

प प प प प प प

प प प प प प प

प प प प प प प

प प प प प प प

प प प प प प प

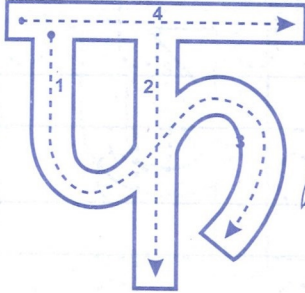
प प प प प प प

HINDI NURSERY-

फ से फल तुम लेकर आना । बिना धोए कभी मत खाना ॥



खोजें 'फ'



फ - 'F'




फल


फव्वारा



फूल



फावड़ा



फ उ उ उ उ उ फ

फ उ उ उ उ उ फ

फ फ फ फ फ

फ फ फ फ फ

फ फ फ फ फ

फ फ फ फ फ

फ फ फ फ फ

फ फ फ फ फ

फ फ फ फ फ

फ फ फ फ फ

फ फ फ फ फ

फ फ फ फ फ

फ फ फ फ फ


फ फ फ फ फ

HINDI NURSERY-


ष से षटकोण छह कोणों वाला । देखने में लगता निराला ॥



खोजें 'ष'



ष - 'SH'



षटकोण

ष ष ष ष ष ष ष

ष ष ष ष ष ष ष

ष ष ष ष ष ष ष

ष ष ष ष ष ष ष

ष ष ष ष ष ष ष

ष ष ष ष ष ष ष

ष ष ष ष ष ष ष

ष ष ष ष ष ष ष

ष ष ष ष ष ष ष

ष ष ष ष ष ष ष

ष ष ष ष ष ष ष

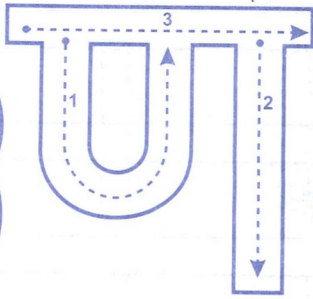
ष ष ष ष ष ष ष

HINDI NURSERY-

ण से ण खाली । नाचो, गाओ बजाओ ताली ॥



खोजें 'ण'



ण - 'N'



ण ण ण ण ण ण ण

ण ण ण ण ण ण

ण ण ण ण ण ण

ण ण ण ण ण ण

ण ण ण ण ण ण

ण ण ण ण ण ण

ण ण ण ण ण ण

ण ण ण ण ण ण

ण ण ण ण ण ण

ण ण ण ण ण ण

ण ण ण ण ण ण

ण ण ण ण ण ण

ण ण ण ण ण ण ण

ण ण ण ण ण ण

ण ण ण ण ण ण

ण ण ण ण ण ण

ण ण ण ण ण ण

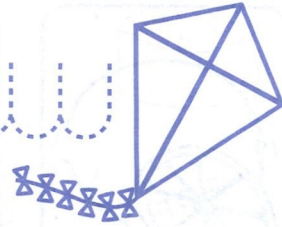
ण ण ण ण ण ण

ण ण ण ण ण ण

ण ण ण ण ण ण

अक्षर को चित्र से मिलाओ।

प




फ



अक्षर को चित्र से मिलाओ।

ष



ण



ण

प प प प प

प प प प प

प प प प प

फ फ फ फ फ

फ फ फ फ फ

फ फ फ फ फ

ष ष ष ष ष

ष ष ष ष ष

ष ष ष ष ष

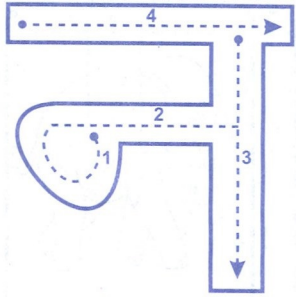
ण ण ण ण ण

ण ण ण ण ण


ण ण ण ण ण

HINDI NURSERY

न से नमक सफेद है ज्यादा। सब्जी का यह स्वाद बढ़ाता ॥



न - 'N'



नाव



नमक

अक्षरों का लेखन अभ्यास

न ा ा ा ा ा न

न ा ा ा ा न

न ा ा ा ा न

न ा ा ा ा न

न ा ा ा ा न

न ा ा ा ा न

न ा ा ा ा न

न ा ा ा ा न

न ा ा ा ा न

न ा ा ा ा न

न ा ा ा ा न

न ा ा ा ा न

न ा ा ा ा न

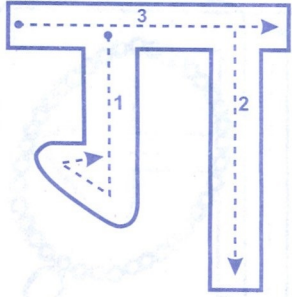
न ा ा ा ा न

न ा ा ा ा न

न ा ा ा ा न

HINDI NURSERY-

ग से गमला उसमें लगता फूल । पानी देना कभी मत भूल ॥



ग - 'G'



गुड़िया



गमला

अक्षरों का लेखन अभ्यास

ग ग ग ग ग ग

ग ग ग ग ग ग

ग ग ग ग ग ग

ग ग ग ग ग ग

ग ग ग ग ग ग

ग ग ग ग ग ग

ग ग ग ग ग ग

ग ग ग ग ग ग

ग ग ग ग ग ग

ग ग ग ग ग ग

ग ग ग ग ग ग

ग ग ग ग ग ग

ग ग ग ग ग ग

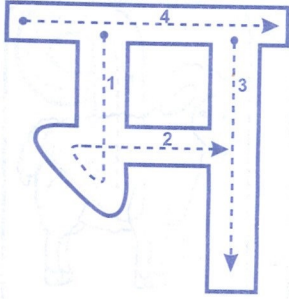
ग ग ग ग ग ग

ग ग ग ग ग ग


ग ग ग ग ग ग

HINDI NURSERY-

म से मोर है खूब निराला । वर्षा ऋतु में होता मतवाला ।।



म - 'M'



मछली



मोर

अक्षरों का लेखन अभ्यास

म म म म म म म

म म म म म म म

म म म म म म म

म म म म म म म

म म म म म म म

म म म म म म म

म म म म म म म

म म म म म म म

म म म म म म म

म म म म म म म

म म म म म म म

म म म म म म म

म म म म म म म

म म म म म म म

म म म म म म म

म म म म म म म

म म म म म म म