



We Shape the Future

LORD KRISHNA

Affiliated to CBSE
PUBLIC SCHOOL
Affiliation No. 530600

SUMMER HOLIDAY'S HOMEWORK 2022-23

Dear Children,

- You Matter us most and we All Miss You!!!!.
- Stay Safe
- Be Kind to your Family
- Get Creative

"This too shall pass. And we will pick up right where we left off!!!"



Summer Vacations are at our doorsteps. Holidays are a well deserved opportunity to relax and rewind by indulging in activities that are pleasurable at the same time educative. .We would like to thank all of you for making online classes and virtual Assessment a success. You are going to enjoy your holidays. It's a sincere request to all to complete holiday projects and home assignments on time. Engage yourself whole heartedly as you will learn a lot through it. Practice your hobbies or inculcate new hobbies. Do a lot of Reading-can be newspapers, magazines, books or novels. Watch English news daily in order to equip yourself with the information and facts to be used as content in the writing skills.

Summer Holidays Homework is an initiative on our part, to inculcate innovativeness, creativity and interest in the tasks assigned to our students. It will not only enable them to recapitulate what was taught but will also help them to connect themselves to the various learning processes. Please ensure that your child complete the assignment neatly.



General Instructions

- ❖ All the work should be hand-written.
 - ❖ Original drawings / illustrations and creative use of material will be appreciated.
 - ❖ Present your work on A-4 size sheets and put it in an attractive folder with your name and class clearly written at the top.
- The work will be evaluated for all the subjects on the following parameters.
1. Idea and content
 2. Presentation
 3. Ability to answer the questions
 4. Innovativeness.
 5. Creativity.

SUMMER HOLIDAYS WORK

CLASS – 2nd - A+B

EVS – Lesson 1, 2 word meaning, question and answer write and learn.

- Activity :-**
1. Plants product picture and animals product picture paste on chart.
 2. Draw a family tree and colour it.
 3. Collect the different leaves of trees and paste on chart.

- G.K :-** Write and learn:-
1. Months name
 2. Days of week
 3. Means of transport.
 4. Eight planets name.
 5. Rainbow colours name.

- Activity:-**
1. Paste the picture – sources of water in note book.
 2. Paste daily one news picture in note book.

Maths-

Q.1 Solve the addition.

$$\begin{array}{r} 530 \\ + 928 \\ \hline \end{array}$$

$$\begin{array}{r} 962 \\ + 633 \\ \hline \end{array}$$

$$\begin{array}{r} 562 \\ + 826 \\ \hline \end{array}$$

$$\begin{array}{r} 432 \\ + 055 \\ \hline \end{array}$$

$$\begin{array}{r} 852 \\ + 234 \\ \hline \end{array}$$

$$\begin{array}{r} 326 \\ + 698 \\ \hline \end{array}$$

$$\begin{array}{r} 549 \\ + 869 \\ \hline \end{array}$$

$$\begin{array}{r} 696 \\ + 536 \\ \hline \end{array}$$

$$\begin{array}{r} + 367 \\ \hline \end{array}$$

$$\begin{array}{r} + 998 \\ \hline \end{array}$$

Q.2 Solve the subtraction.

$$\begin{array}{r} 632 \\ - 202 \\ \hline \end{array}$$

$$\begin{array}{r} 869 \\ - 256 \\ \hline \end{array}$$

$$\begin{array}{r} 674 \\ - 530 \\ \hline \end{array}$$

$$\begin{array}{r} 546 \\ - 236 \\ \hline \end{array}$$

$$\begin{array}{r} 895 \\ - 342 \\ \hline \end{array}$$

$$\begin{array}{r} 824 \\ - 286 \\ \hline \end{array}$$

$$\begin{array}{r} 540 \\ - 282 \\ \hline \end{array}$$

$$\begin{array}{r} 500 \\ - 432 \\ \hline \end{array}$$

$$\begin{array}{r} 934 \\ - 256 \\ \hline \end{array}$$

$$\begin{array}{r} 756 \\ - 398 \\ \hline \end{array}$$

Q.3 Solve the multiply.

$$\begin{array}{r} 324 \\ \times 1 \\ \hline \end{array}$$

$$\begin{array}{r} 520 \\ \times 0 \\ \hline \end{array}$$

$$\begin{array}{r} 324 \\ \times 2 \\ \hline \end{array}$$

$$\begin{array}{r} 630 \\ \times 3 \\ \hline \end{array}$$

$$\begin{array}{r} 722 \\ \times 4 \\ \hline \end{array}$$

$$\begin{array}{r} 632 \\ \times 5 \\ \hline \end{array}$$

$$\begin{array}{r} 549 \\ \times 2 \\ \hline \end{array}$$

$$\begin{array}{r} 434 \\ \times 4 \\ \hline \end{array}$$

$$\begin{array}{r} 535 \\ \times 3 \\ \hline \end{array}$$

$$\begin{array}{r} 724 \\ \times 6 \\ \hline \end{array}$$

Q.4 Solve the divide.

$46 \div 2$

$96 \div 3$

$54 \div 2$

$84 \div 4$

$73 \div 2$

$86 \div 6$

$89 \div 7$

$98 \div 8$

$95 \div 5$

$56 \div 3$

Q.5 What comes before.

1. _____ 86

5. _____ 936

9. _____ 599

2. _____ 92

6. _____ 899

10. _____ 420

3. _____ 106

7. _____ 930

11. _____ 638

4. _____ 296

8. _____ 700

12. _____ 1000

Q.6 What comes after.

1. 269 _____

5. 936 _____

9. 600 _____

2. 899 _____

6. 590 _____

10. 739 _____

3. 906 _____

7. 110 _____

11. 428 _____

4. 364 _____

8. 529 _____

12. 238 _____

Q.7 What comes between.

1. 39 _____ 41

5. 596 _____ 598

9. 205 _____ 207

2. 58 _____ 60

6. 965 _____ 967

10. 832 _____ 834

3. 129 _____ 131

7. 122 _____ 124

11. 425 _____ 427

4. 230 _____ 232

8. 163 _____ 165

12. 718 _____ 720

Q.8 Write the place value of each digit.

H T O
3 2 3

H T O
5 0 4

H T O
2 9 0

H T O
5 4 3

H T O
2 3 5

H T O
9 2 6

H T O
1 2 4

H T O
3 2 0

H T O
5 0 4

H T O
8 6 8

Q.9 Write the counting from 501 to 1000

Q.10 Write the table from 2 to 15 on a chart paper.

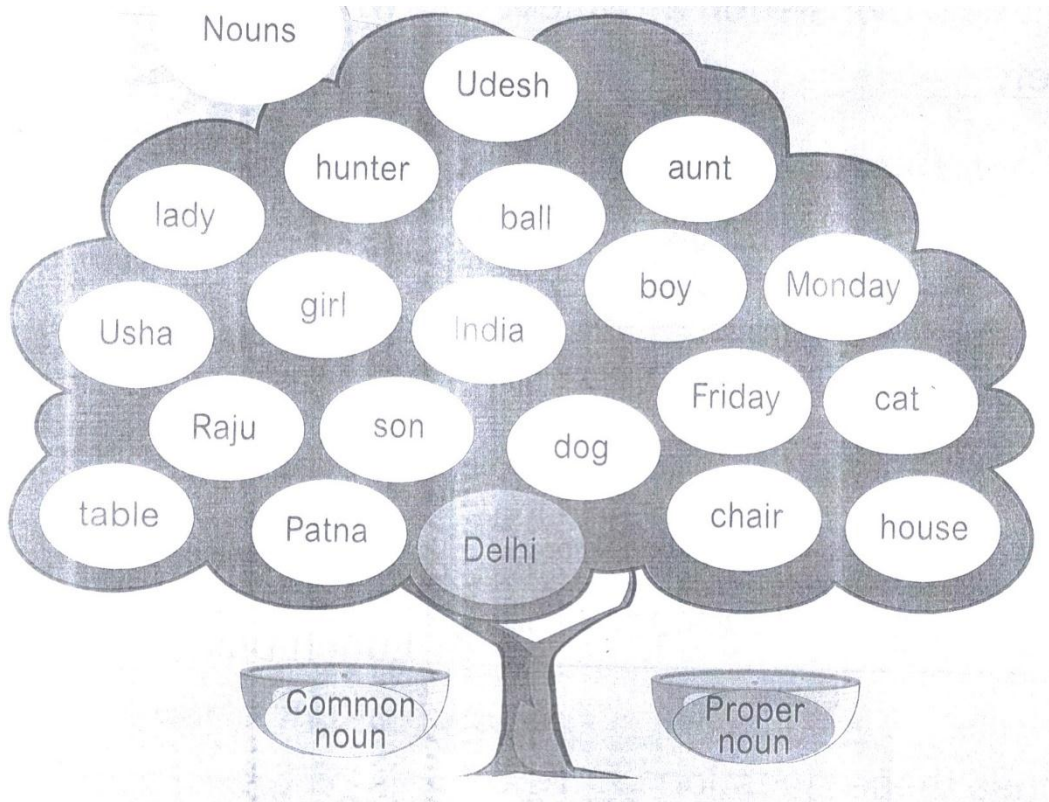
Q.11 Draw the plane shapes with their names and colour it on a chart paper.

ENGLISH :- Lesson 1 , 2 write and learn word meaning, question – answers.
Write 20 page handwriting .

English grm. :- Activity :-

1. Write on chart paper- Change the number and learn.
2. Write on chart paper – change the gender and learn.

1. Colour the fruits with proper nouns in blue and the fruits with common nouns in yellow, in the THINKING ORGANISER below.



Move around your class. Ask your classmates questions to find the information given below. Fill in the blanks with a classmate's name.

1. _____'s birthday is in July.
2. _____'s favourite snack is cake.

Let's read aloud

X	Q	R	M	A	N	Y	R	P
Z	O	P	L	T	M	N	A	B
T	E	W	O	U	L	D	T	S
H	V	W	B	E	F	O	R	E
E	E	H	S	M	N	T	P	L
I	R	Y	A	B	C	D	C	N
R	Y	T	H	E	U	X	A	B
F	B	E	C	A	U	S	E	Q

many

their

would

very

why

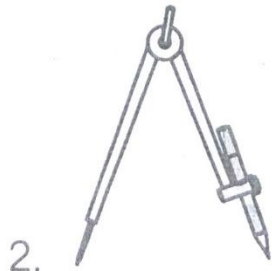
because

before


Write the words given below. Convert each of these
in the plural form to singular.




_____ tigresses



_____ compasses



_____ churches



_____ buses


हिंदी :- पाठ - 1, 2, 3 के शब्द अर्थ, प्रश्न उत्तर और अभ्यास याद करे और लिखें।

हिंदी व्याकरण - पाठ 1, 2 के प्रश्न उत्तर याद करे और लिखे। 20 सुलेख लिखो ।

गतिविधि -

1. भाषा किसे कहते हैं। इसके प्रकार चार्ट पेपर पर लिखो ।
2. स्वर और व्यंजन चार्ट पेपर पर लिखो।
3. कोई एक कविता चार्ट पेपर लिखो।

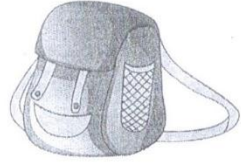
1. नीचे दिए गए बिंदुओं को मिलाकर पहचानो यह किस जीव का चित्र है। और लिखो।



2. बच्चो अपन अपीन चीज को कहाँ रखते हो? सोचकर लिखो।

चीज़

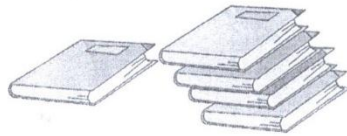
जगह



.....



.....



.....



.....



.....

3. दिए गए चित्रों को पहचानकर बताइए कि उनमें भाषा के किस रूप का प्रयोग हुआ है।

